

# Instruction manual

## Smart WiFi Socket Nous A1

You will need Nous Smart Home App. Scan the QR code or download it from [direct link](#)



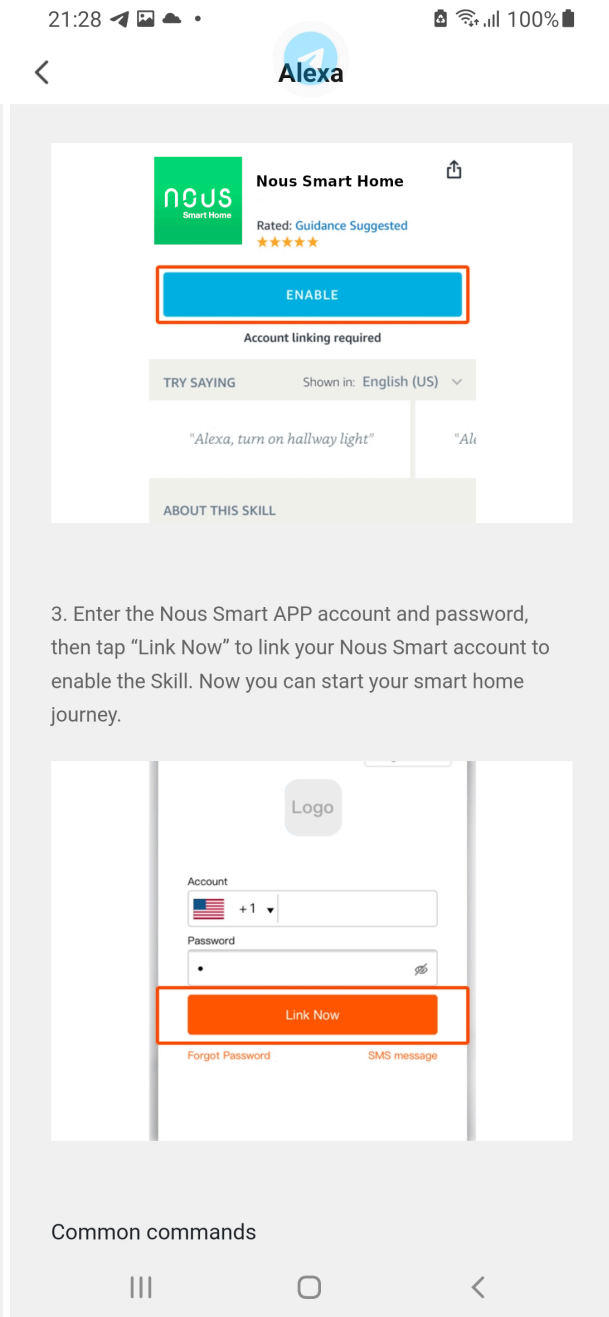
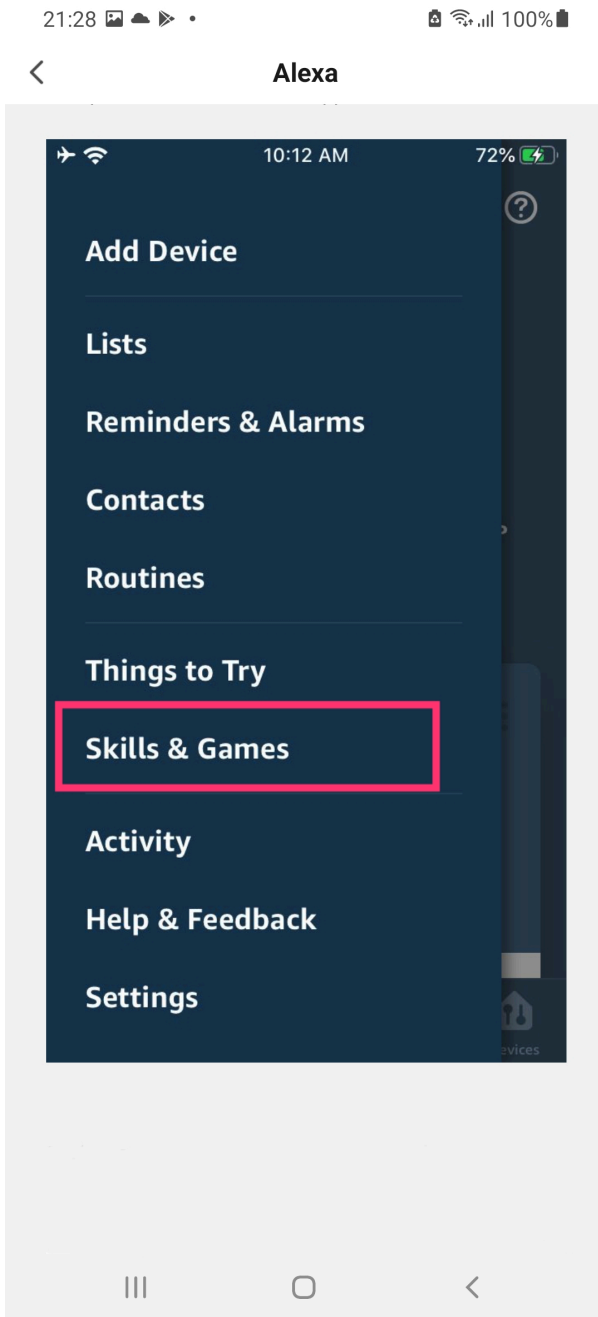
## How to add your device to the Nous Smart app

1. Plug in the device
2. Make sure that indicator is blinking rapidly(if not, hold power button for 5 seconds until it starts blinking fast)
3. Turn on Bluetooth and Location on your phone(temporarily)
4. Open Nous Smart app
5. Press + and Add device
6. Autoscan will appear and it will suggest you to add new device
7. Confirm connection and your WiFi network data
8. Start pairing
9. After pairing is done, you can rename your device if you wish and its ready to be used
10. If autoscan does not see your device, you can pick it manually from the list and proceed to connection from step number 7.

## How to connect your device with


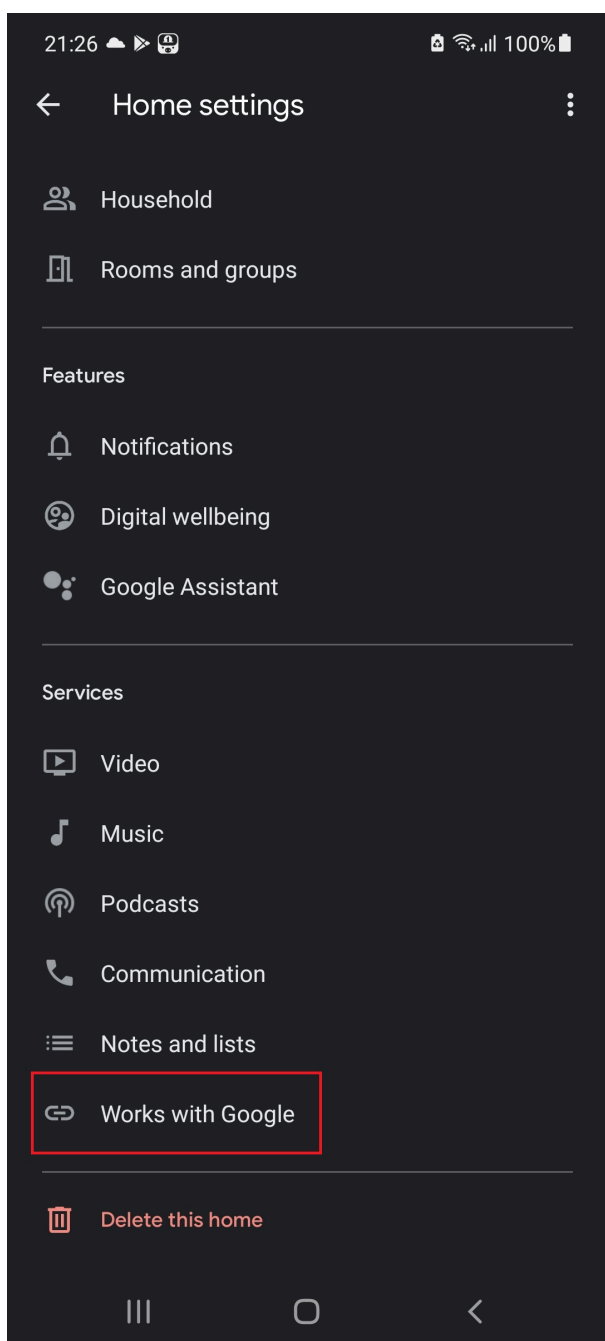
# Alexa

1. You have to have Alexa app on your smartphone
2. Go to settings and press "Skill and Games"
3. Search for the Nougat Smart Home skill
4. Enable it
5. Link your Nougat account with Alexa
6. Ask Alexa to discover new devices



# How to connect your device with Google Home

1. You have to have Google Home app on your smartphone
2. Go to the home settings and press "works with google"
3. Search for the Noug Smart Home
4. Link the account with the Google Home
5. All devices from Noug Smart app will appear in Google Home after synchronization



# How to disconnect and wipe all data

