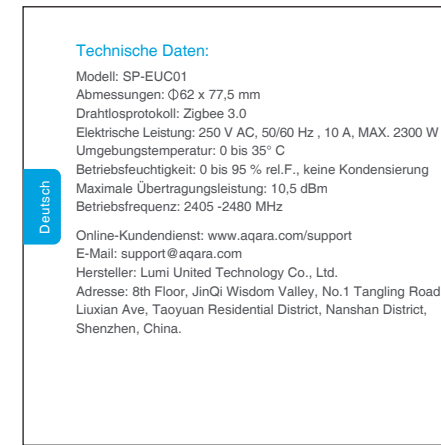

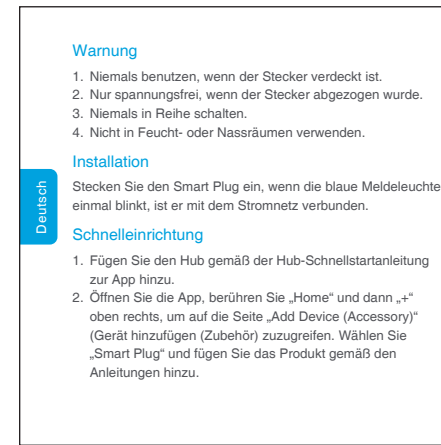

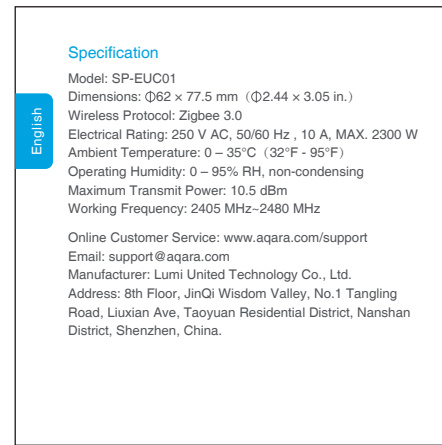
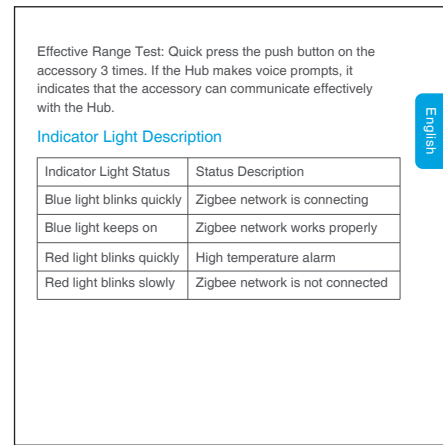
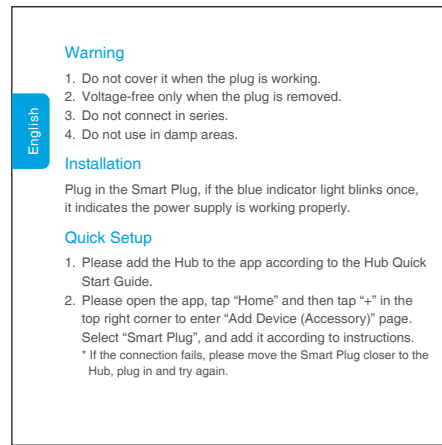
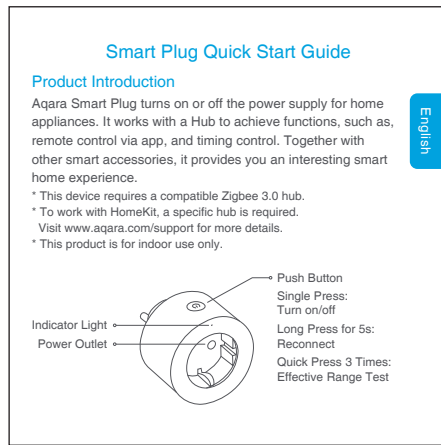



58 mm


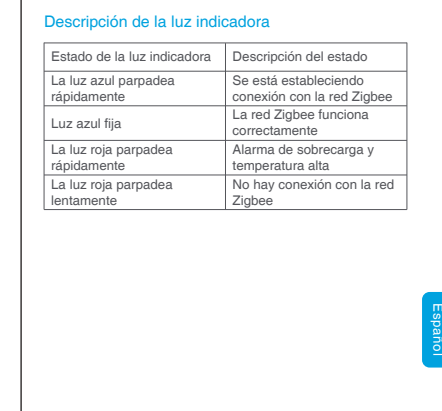
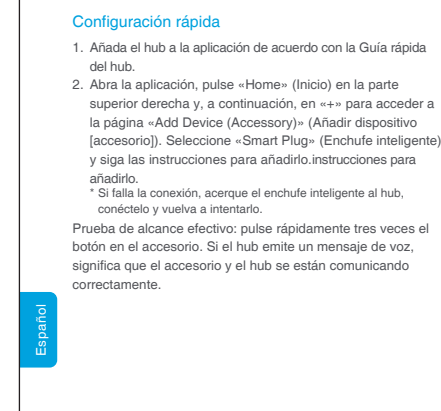
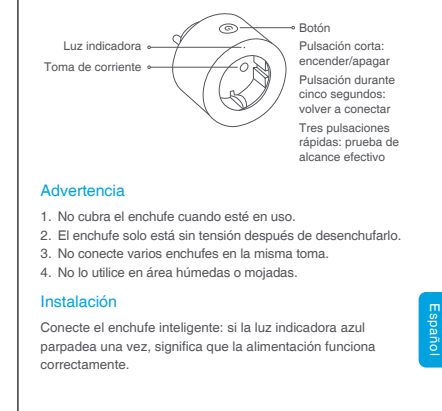

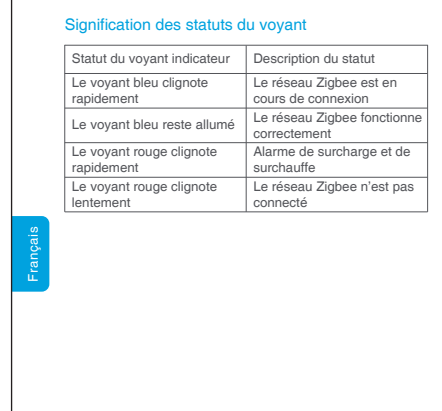
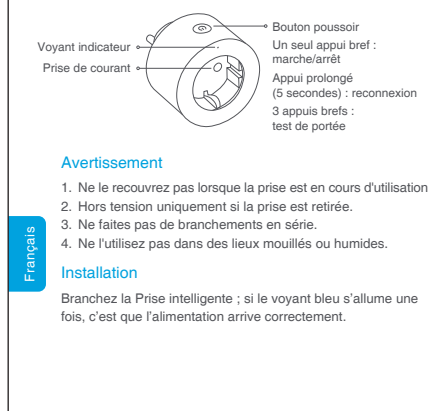
58 mm

Smart Plug



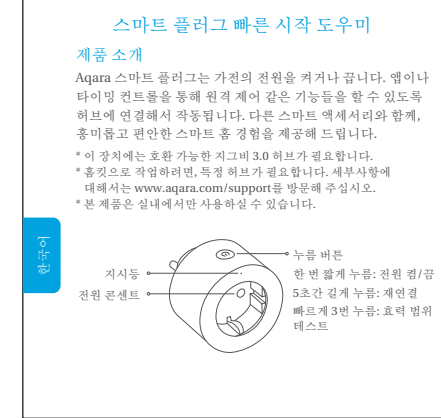


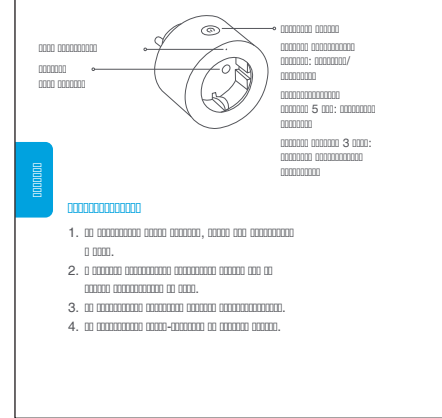


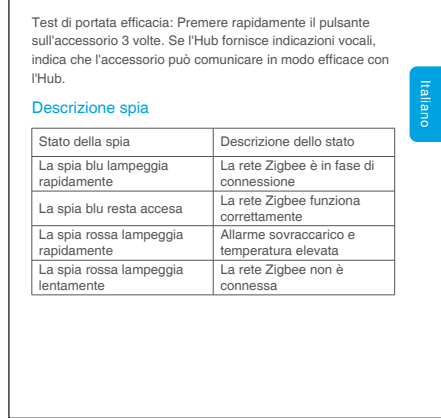
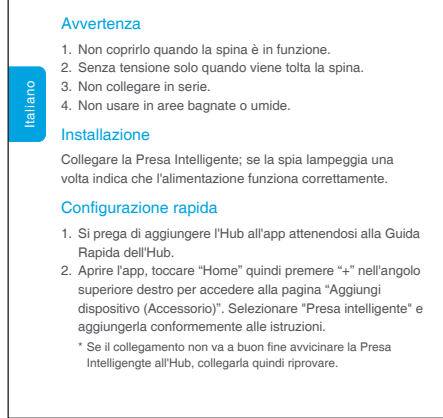
Guide de démarrage rapide de la Prise intelligente

Présentation du produit La prise intelligente Aqara allume ou éteint vos électroménagers. Elle fonctionne avec un concentrateur pour accomplir des fonctions telles que des commandes à distance par l'intermédiaire d'une application et la commande des temporisations. Avec d'autres accessoires intelligents, elle vous apporte une expérience domotique intéressante et pratique.




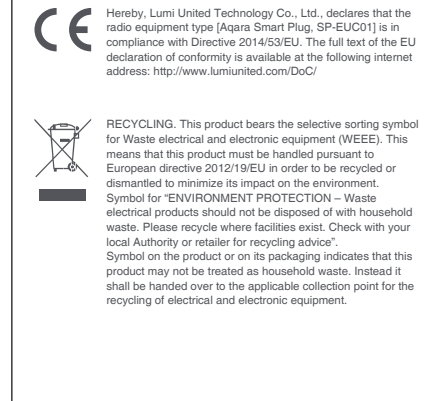
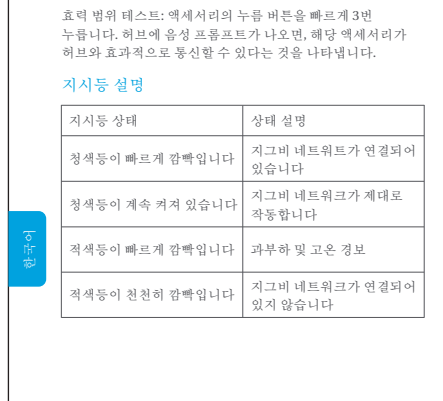
Prise intelligente - Guida rapida

Presentazione del prodotto La presa intelligente Aqara attiva o disattiva l'alimentazione per i propri elettrodomestici. Funziona con un Hub per ottenere funzioni quali ad esempio il controllo remoto tramite app e il controllo del timing. Compiutamente agli altri accessori smart offre un'esperienza di casa smart interessante e comoda al tempo stesso.




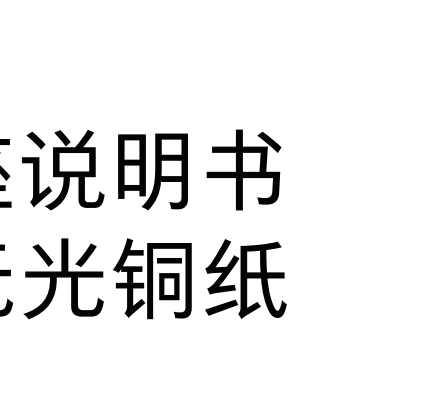
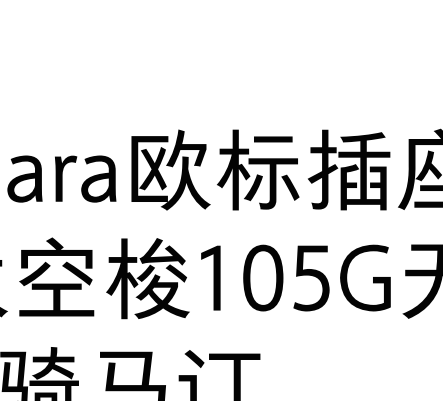
경고

1. 플러그가 작동하고 있을 때 떨어지지 않도록 주의하십시오. 2. 플러그를 뽑았을 때 전압이 켜져 있지 않습니다. 3. 직렬로 플러그를 연결하지 마십시오. 4. 못받거나 축삭한 지역에서 사용하지 마십시오.



설치

스마트 플러그를 켜고, 설정 지시음이 한 번 깜박이면 전원이 제대로 공급되고 있다는 것을 나타냅니다.



빠른 설정

1. 퀵 버튼을 3초간 누르면 홈 버튼을 통해 추가할 수 있습니다. 2. 홈 버튼을 누른 후 5초간 누르면 "스마트 플러그"가 선택되고 지시음이 울립니다. 3. "스마트 플러그"를 선택하고 지시음을 3회 누르면 더 가깝게 연결이 가능하게 됩니다.



3020322 Aqara 欧标插座说明书

材质:金东太空梭105G无光铜纸

装订方式: 骑马订