

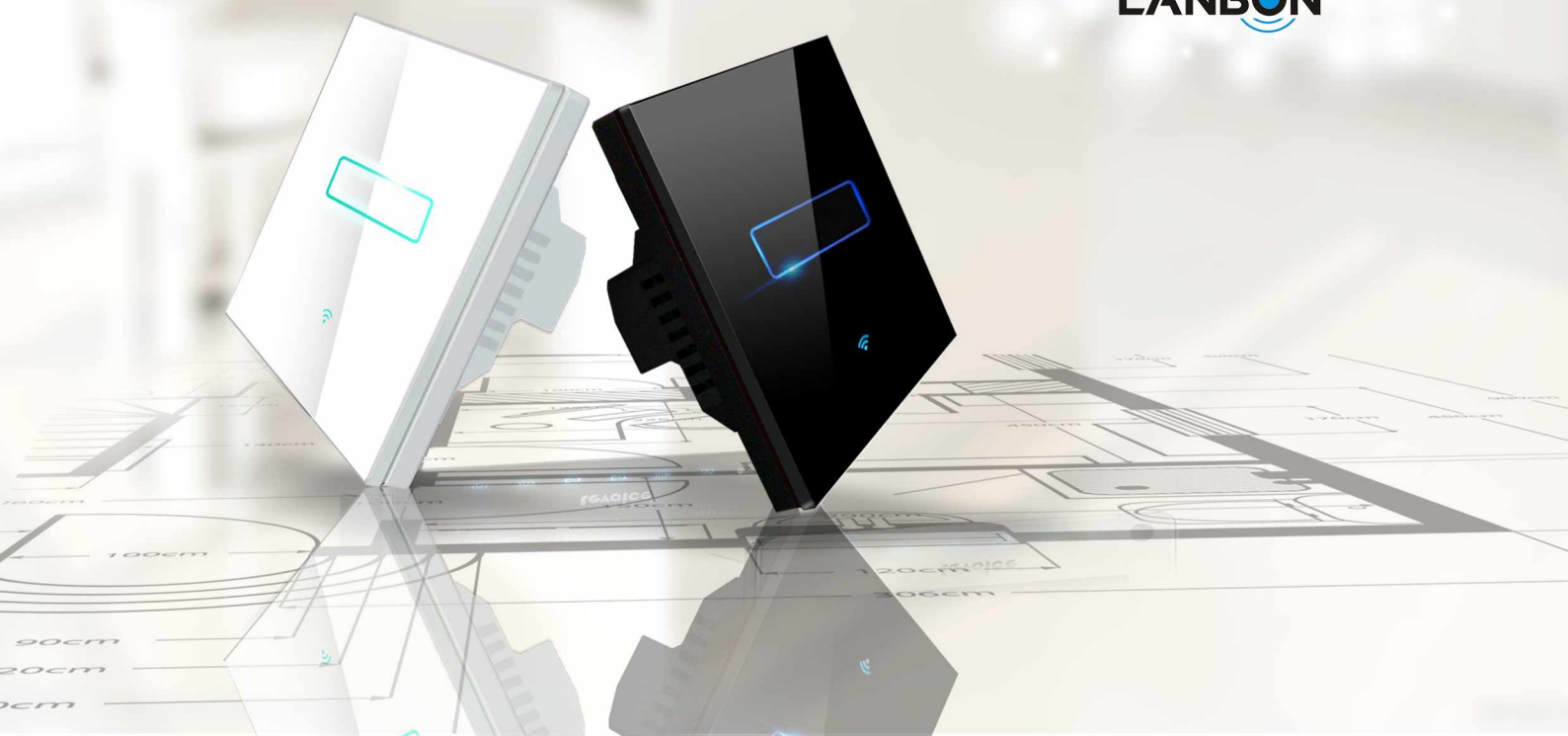


# SMART HOME

## WI-FI SMART SWITCH



LANBON



- Build Smart New life, Initiate Intelligence New Era,  
Professional smart home manufacturer.

# WI-FI SMART SWITCH

L6 Series wifi switch are upgrade from L5 WIFI switch. with the appearance of White and black design, Big button and two color backlight.L6 WIFI switch creat unique DIP design, can switch to different function switch freely(1gang/2gang/3gang/curtain,four switch are available for choosing). Crystal panel and back can be seperated. Make your switch become Multifunctional switch.

## SMART HOME

### L6 series universal switch

#### parameter

Name: WI-FI Smart Switch  
Model: L6  
Voltage: 110-250V~50-60Hz  
Rated Current:10A/3A  
Panel: tempered crystal glass  
Relative humidity: <95%



#### No host server needed

No host server needed, can control the switch with mobile phone directly



#### 1 button to search all

The configuration is easy, 1 button to search all, then you can use your mobile phone to control it directly.



#### Time setting switch

Setting time, turn on/off, setting time for you.



#### Remote control

You can remote control the switch wherever you are via WIFI 2/3/4G internet.



#### Two color design

Lighting set, turn on/off in different color, let night more charming



#### Big button

Big touch button, More comfortable operation.



#### Many code design

Increase internal code design. Functional integration, change inside the button, you can achieve the conversion of different functions.



#### Separate crystal panel

crystal panel and fuselage sections are separated, With the internal encoding options, more humane.



#### Universal Back Design

Using a universal type base design, both round and square type can use.



#### Non-brass terminal

In wiring part, we use non-brass material, high security.



L6 Series universal Switch

## Without Host Server

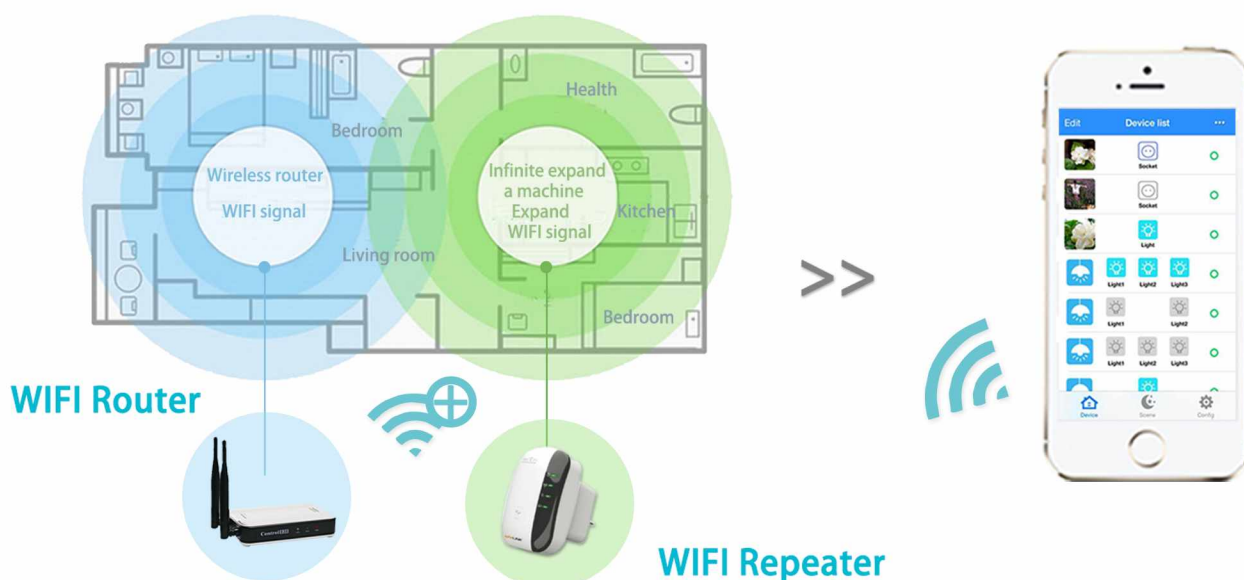


## Without Host Server

Build-in WiFi module ,mobile phone control all directly without host server.If one wifi swithes broken ,it will not affect other devices, you can test our switch even one pieces,and easily form a smart home system. Stable WIFI signal,available for all buildings.

## Mature and stable wifi technology

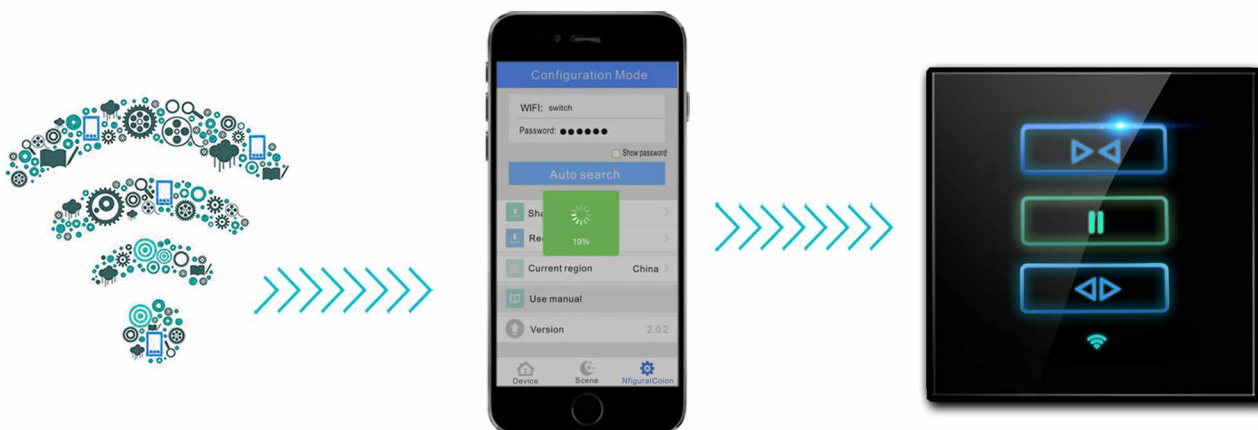
Adopt mature and stable wifi technology, Signal is stable and reliable, easily extended ,cover everywhere, If the signal is bad weak, add a wifi repeater to solve it.



L6 series universal switch

## Mobile phone one key configuration

Setting easy, everyone know how to control. Two-way design, Each operation wil show on both mobie phone and switch. Control stable and reliable.

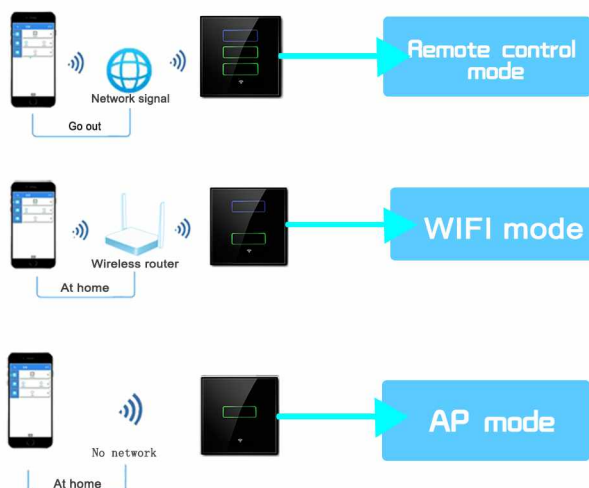






## Remote/Local/AP control mode

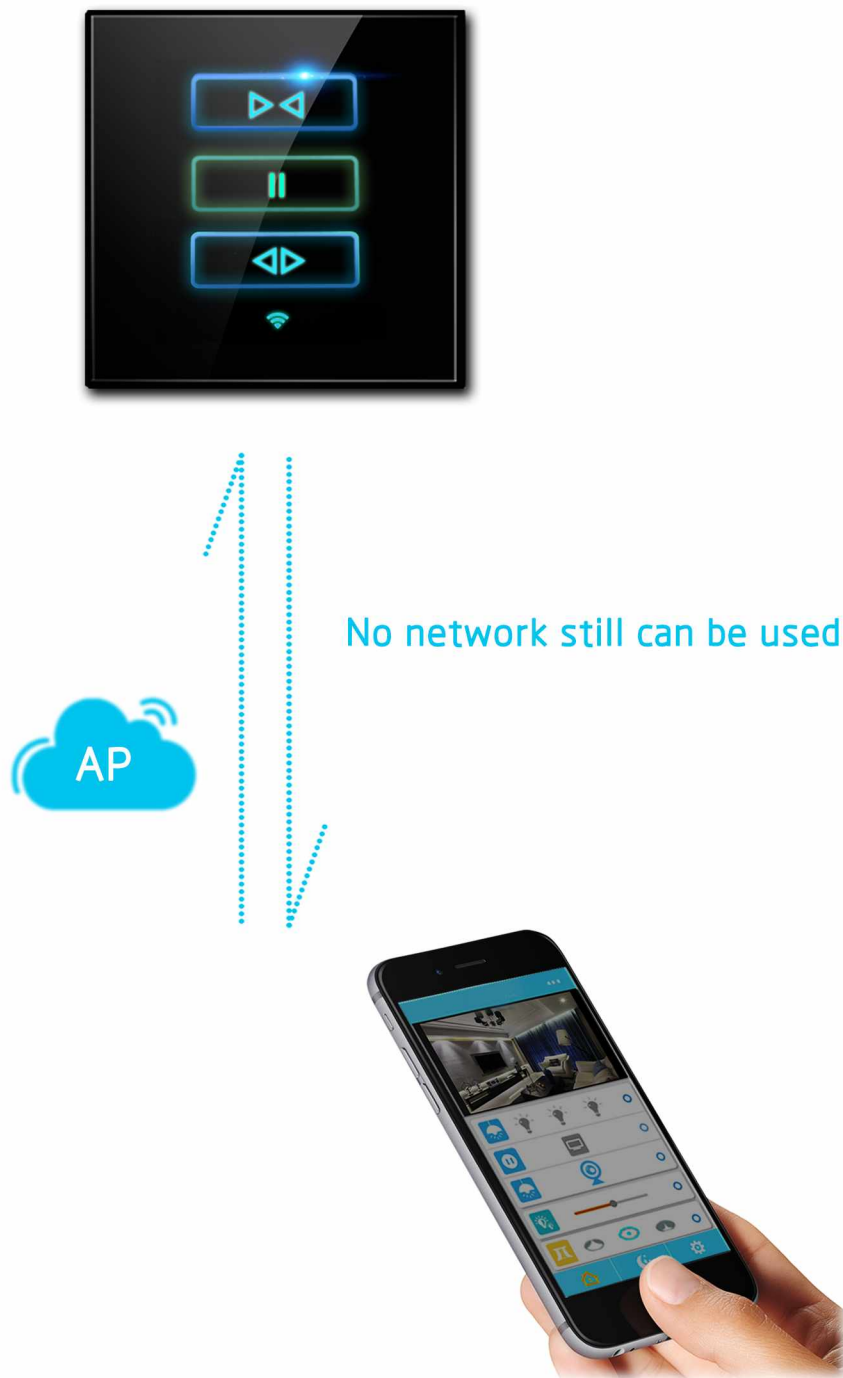
L6 series universal switch



L6 series smart wifi switch has 3 control mode, Remote/Local/AP mode, can switch freely. Have server worldwide, can control your home appliances anytime and anywhere, when you go out, you don't need to worried about forgot turn off light and close the window.

# AP MODE

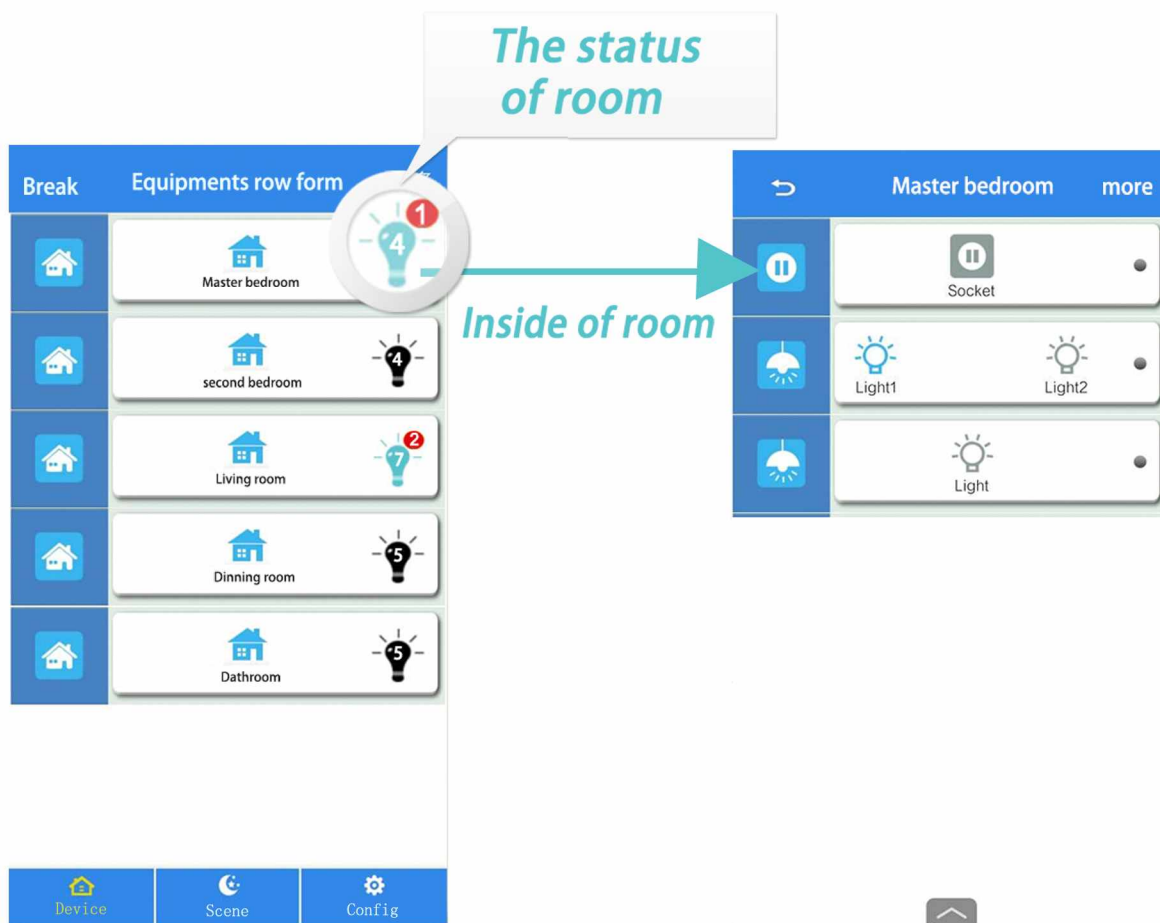
Unique AP mode. If you don't have WIFI in house, you can use mobile phone to control the switch under AP mode.



## SMART HOME

### L6 series universal switch

# Unique Room Classification System



Unique Room classification system ,user can classify the device as they want, you can classify according to different room or different devices. With the concisely design and humanity operation ,the status of device can be seen on the phone. Moreover, you can on/off all device with one key operation.

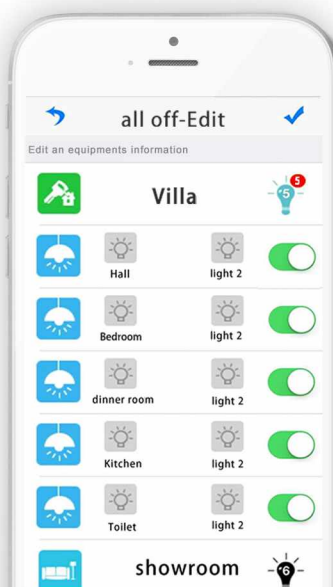
## SMART HOME

### L6 series universal switch

# Powerful Scene Function



Unique scene design, easy to edit scene on your mobile phone, can select multiple device with one key operation. For example, press "Away" when you got out, the light and curtain in your home will all closed down.



All devices can be edit at scene function.  
Just Click "✓" to finish the setting.



# Completed Smart Home System




We have Professional R&D team, mature technology and completed system including light, curtain, socket, IR repeater ,dimmer, fan, camera, doorbell .They are satisfied with using for all family.

## SMART HOME

### L6 series universal switch

# WI-FI SMART SWITCH



black and white color

## Double color lights

Unique double color LED indicator,  
3 color light are available ,such as  
red-green ,blue-green and so on.

## Big Keys Design

Big key design,simple,elegant and  
generous.Soft touching ,say goodbye  
to the traditional touch switch.

---

**SMART HOME**  
**L6 series universal switch**

# WI-FI SMART SWITCH



## Seperated Glass Panel Design

One gang



Two gang



Four function panel



Three gang

Curtain switch



### Creative Seperated Glass Panel Design

You can change the glass panel as you need. We will provide you 1 gang/ 2gang / 3gang/ Curtain switch glass panel. Via Dip switch design, you can change to these 4 function switch freely. Create multifunctional switch for you.



## Unique DIP switch design

L6 WiFi universal switch adopts unique DIP switch technology. 1/2/3 gang switch and curtain switch can change freely.No more trouble for storing goods.

Encoding button

Restore and set button



Adjust interior fuselage dial code button, select the switch function you need.

Adjust the lighting option buttons, Settings need light collocation program.

Installation and set up the function of the collocation of crystal touch panel.

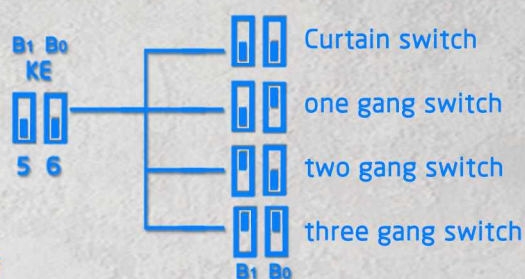
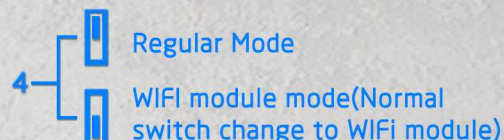
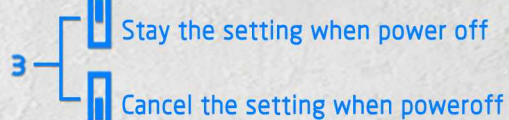
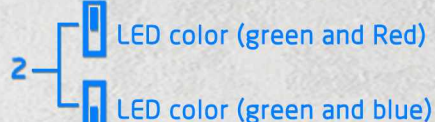
Complete, according to the different combination to produce different function of the switch.

L6 series universal switch

### Instruction



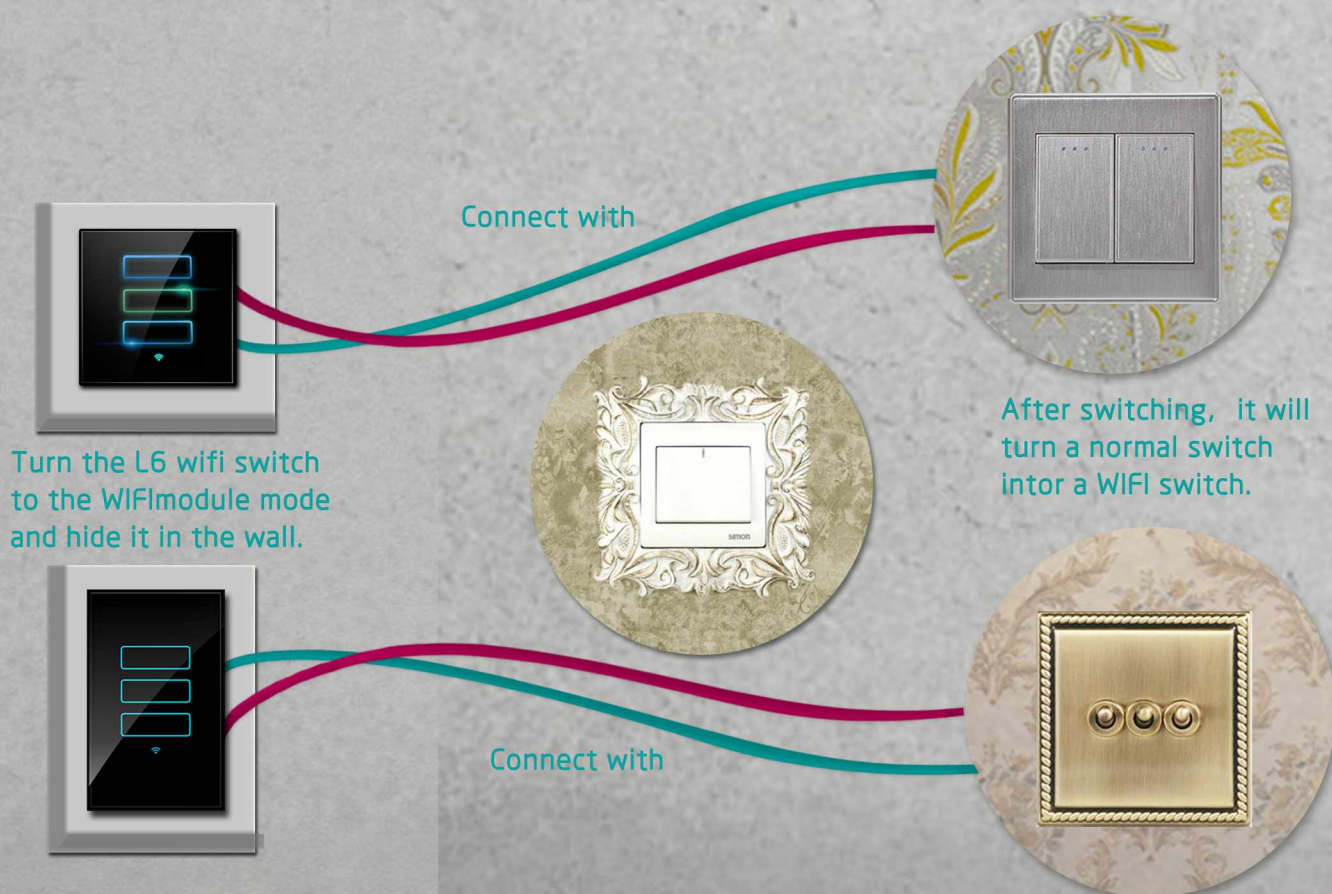
Encode structure





## Normal switch to smart switch

The only WIFI switch in the world, which can be used as WIFI module, this switch can change any switch to be wifi switch ,you only need to switch it to the WIFI module mode, then the switch can be convert to a WIFI module ,once it connected with a normal switch ,it will turn a normal switch into WIFI switch.



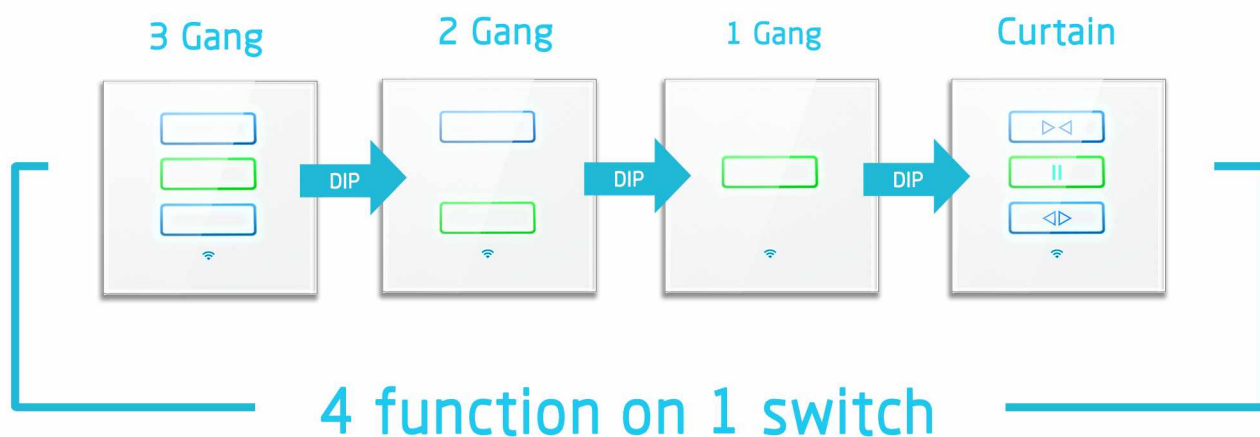
**SMART HOME**  
**L6 series universal switch**

## Four functions switch freely, No more trouble for storing goods.

The only WIFI switch in the world, which integrate 1/2/3gang and curtain switch into one WIFI smart switch ,Only need to buy one switch , can bring 4 function switch back home.



One switch+ 4 glass panel=1Gang + 2Gang + 3Gang + Curtain



**SMART HOME**

---

**L6 series universal switch**



## Support low-voltage operation, Can achieve multi-function expansion

The only available switch with 5V-30V connection function ,  
can be directly connected to low-voltage switch.

With the popularity of LED, it usually need  
switch can directly connected to a low voltage  
switch. L6 series smart switch can achieve this  
function well. It can be used to control the valve,  
gas mechanical arm, door locks, etc, achieve  
multi-function expansion.



Gas mechanical arm



Door locks



Multi-function expansion

### SMART HOME

### L6 series universal switch



L6-HOR-GWK



## Wi-Fi SOCKET



### No host server needed

No host server needed, can control the switch with mobile phone directly



### 1 button to search all

The configuration is easy, 1 button to search all, then you can use your mobile phone to control it directly.



### Time setting switch

Setting time, turn on/off, setting time for you.



### Remote control

You can remote control the switch wherever you are via WIFI 2/3/4G internet.



### Universal Back Design

Using a universal type base design, both round and square type can use.



### Non-brass terminal

In wiring part, we use non-brass material, high security.

### parameter

Name: socket

Model: L6-HOR-GWK

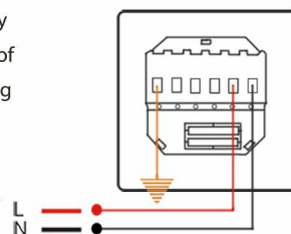
Voltage: 110-250V~50-60Hz

Rated Current:16A

Panel: tempered crystal glass

Relative humidity: <95%

Automatic control, high security and energy saving, it can complete eliminate the issue of standby energy consumption, energy saving and environmental protection. Suitable for mobile phone charging, automatic garden watering, drinking fountains, air humidifier, rice cookers and etc.



# Wi-Fi SOCKET

## Parameter:

Input Voltage:110V-240V AC  
Output Voltage:110V-240V AC  
Max Load:10A  
Working Frequency:50-60Hz  
Working Temperature:-20-60℃  
Working Humidity: <80%

Size:52mm\*93mm  
Wireless Type: <0.5w  
Material:Retardant PC  
Mechanical Life:>100000  
Support system:  
Android/ IOS system

9  
3  
m  
m

52mm

Fast Change

Smart your home appliance



Scene Mode



Timing Function



One Key setting



Remote Control



Small Elegant Delicated

52mm width Save space

4 type are available



AU standard  
L5-HO-A



US Standard  
L5-HO-U



CN standard  
L5-HO-C



UK standard  
L5-HO-E



# WI-FI SMART IR

## HONORABLE LIFE ARE WITHIN REACH



### Make your mobile phone to be versatile controller

WIFI smart IR, Trough WIFI signal, can use mobile phone to replace the remote controller in your house and directly control the IR device (Air Conditioner, Audio, DVD, STB, TV., etc)



## SMART HOME

#### Parameter:

Item name : Smart IR  
 Item Number : L5-HR  
 Input Power : DC 5V  
 Input Voltage : AC100-250V, 50-60HZ  
 RF Transmission : 38-36KHz  
 Wireless type : 802.11b/g/n  
 Wireless consumption : <0.5W  
 Wifi Safe mode : WEP/WPA-PSK/WPA2-PSK  
 Working Place: Indoor  
 Working temperature : -20℃ ~ 60℃  
 Working Humidity: <80%  
 Support system: IOS/Android System

# WI-FI SMART SWITCH

L6 series universal switch



## Universal Back Design

Suitable for both round and square back type

## PC fire-retardant material

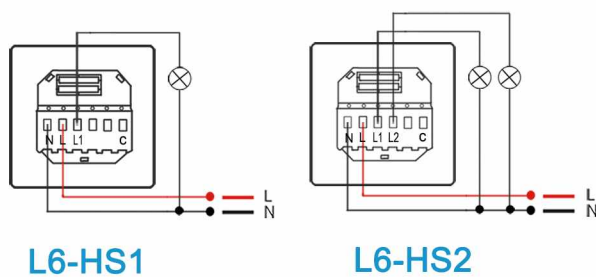
Fire proof and safe

Keeping innovation and high technology


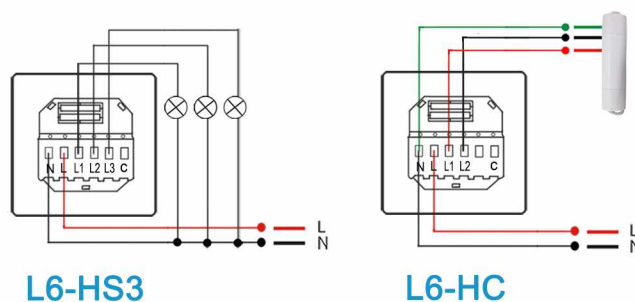
High quality and security

## Non-Brass material


More security and stable



## Wiring Diagram



## Back size picture



## L6 series universal switch (US)

## Parameter



3 Gang WIFI Switch  
L6-HSU3 (Black)



3 Gang WIFI Switch  
L6-HSU3 (White)

Item name : L6 series universal switch (US)  
Item Number : L6-HSU1/L6-HSU2/L6-HSU3/L6-HCU  
Size : 121mm×75mm  
Panel : tempered crystal glass  
Rated voltage : AC 100-250V 50/60Hz  
Rated current : 10A(1 Gang/2 Gang/3 Gang)  
3A(Curtain Switch)  
Standard : 802.1b/g

WIFI Performance : Transmission Power +20dBm,11Mbps(CCK)  
Receiver Sensitivity -89dBm,11Mbps(CCK)  
Load Type : Incandescent Lamp,Energy saving Lamp,  
Fluorescent Lamp, motor, etc.  
WIFI safe mode : WEP、WPA/WPA2  
(AES and TKIP-Personal)  
Using life : 1000000time  
Working temperature : -25℃~+60℃  
Relative Humidity : ≤95%

## Similar Product



1 Gang WIFI Switch  
L6-HSU1 (White)



1 Gang WIFI Switch  
L6-HSU1 (Black)



2 Gang WIFI Switch  
L6-HSU2 (White)



2 Gang WIFI Switch  
L6-HSU2 (Black)



Curtain Switch  
L6-HCU (White)



Curtain Switch  
L6-HCU (Black)

## L6 Dimmer WIFI Switch (US)

## Parameter



Dimmer WIFI Switch  
L6-HDU (Black)



Dimmer WIFI Switch  
L6-HDU (White)

Item name : L6 Dimmer WIFI Switch (US)  
Item Number : L6-HDU  
Size : 121mm×75mm  
Panel : tempered crystal glass  
Rated voltage : AC 100-250V 50/60Hz  
Rated Current : 3A  
Standard : 802.1b/g  
Load Type : Incandescent 、Energy-saving Lamp  
WIFI Performance : Transmission Power : +20dBm,11Mbps(CCK)  
Receiver Sensitivity : -89dBm,11Mbps(CCK)  
WIFI safe mode : WEP、WPA/WPA2 (AES and TKIP-Personal)  
Using life : 1000000time  
Working temperature : -25℃~+60℃  
Relative Humidity : ≤95%

## L6 Fan WIFI Switch (US)

## Parameter



Fan WIFI Switch  
L6-HFU (Black)



Fan WIFI Switch  
L6-HFU (White)

Item name : L6 Fan WIFI Switch (US)  
Item Number : L6-HFU  
Size : 121mm×75mm  
Panel : tempered crystal glass  
Rated voltage : AC 100-250V 50/60Hz  
Rated Current : 3A  
Load Type : Fan  
Standard : 802.1b/g  
WIFI Performance : Transmission Power : +20dBm,11Mbps(CCK)  
Receiver Sensitivity : -89dBm,11Mbps(CCK)  
WIFI safe mode : WEP、WPA/WPA2 (AES and TKIP-Personal)  
Using life : 1000000time  
Working temperature : -25℃~+60℃  
Relative Humidity : ≤95%



## L6 series universal switch (CN/UK)



3 Gang WIFI Switch  
L6-HS3 (Black)



3 Gang WIFI Switch  
L6-HS3 (White)

### Parameter

Item name : L6 series universal switch (CN/UK)  
Item Number : L6-HS1/2/3/HC  
Size : 86mm×86mm  
Panel : tempered crystal glass  
Rated voltage : AC 100-250V 50/60Hz  
Rated current : 10A(1 Gang/2 Gang/3 Gang)  
3A(Curtain Switch)  
Standard : 802.1b/g

WIFI Performance : Transmission Power +20dBm,1Mbps(CCK)  
Receiver Sensitivity -89dBm,11Mbps(CCK)  
Load Type : Incandescent Lamp,Energy saving Lamp,  
Fluorescent Lamp, motor, etc.  
WIFI safe mode : WEP、WPA/WPA2  
(AES and TKIP-Personal)  
Using life : 1000000time  
Working temperature : -25℃ ~ +60℃  
Relative Humidity : ≤95%

### Similar Product



1 Gang WIFI Switch  
L6-HS1 (White)



1 Gang WIFI Switch  
L6-HS1 (Black)



2 Gang WIFI Switch  
L6-HS2 (White)



2 Gang WIFI Switch  
L6-HS2 (Black)



WIFI Curtain Switch  
L6-HC (White)



WIFI Curtain Switch  
L6-HC (Black)

## L6 Dimmer WIFI Switch (CN/UK)



Dimmer WIFI Switch  
L6-HD (Black)



Dimmer WIFI Switch  
L6-HD (White)

### Parameter

Item name : L6 Dimmer WIFI Switch (CN/UK)  
Item Number : L6-HD  
Size : 86mm×86mm  
Panel : tempered crystal glass  
Rated voltage : AC 100-250V 50/60Hz  
Rated Current : 3A  
Load Type : Incandescent 、 Energy-saving Lamp  
Standard : 802.1b/g  
WIFI Performance : Transmission Power : +20dBm,11Mbps(CCK)  
Receiver Sensitivity : -89dBm,11Mbps(CCK)  
WIFI safe mode : WEP、WPA/WPA2 (AES and TKIP-Personal)  
Using life : 1000000time  
Working temperature : -25℃ ~ +60℃  
Relative Humidity : ≤95%

## L6 Fan WIFI Switch (CN/UK)



Fan WIFI Switch  
L6-HF (Black)



Fan WIFI Switch  
L6-HF (White)

### Parameter


Item name : L6 Fan WIFI Switch (CN/UK)  
Item Number : L6-HF  
Size : 86mm×86mm  
Panel : tempered crystal glass  
Rated voltage : AC 100-250V 50/60Hz  
Rated Current : 3A  
Load Type : Fan  
Standard : 802.1b/g  
WIFI Performance : Transmission Power : +20dBm,11Mbps(CCK)  
Receiver Sensitivity : -89dBm,11Mbps(CCK)  
WIFI safe mode : WEP、WPA/WPA2 (AES and TKIP-Personal)  
Using life : 1000000time  
Working temperature : -25℃ ~ +60℃  
Relative Humidity : ≤95%

## L6 WIFI Socket (CN/UK)

## Parameter



WIFI Socket(Black)  
Model : L6-HO



WIFI Socket(White)  
Model : L6-HO

Item name : L6 WIFI Socket (CN/UK)  
Item Number : L6-HO  
Size : 86mm×86mm  
Panel : tempered crystal glass  
Rated Voltage : AC 2000V  
Rated Current : 16A/load  
Load Type : fan  
Standard : 802.11b/g  
WIFI Performance : Transmission Power : +20dBm,11Mbps(CCK)  
Receiver Sensitivity : -89dBm,11Mbps(CCK)  
WIFI safe mode : WEP、WPA/WPA2 (AES和TKIP-Personal)  
Using life : 10000000time  
Working temperature : -25℃~+60℃  
Relative Humidity : ≤95%

## WIFI Plug

## Parameter



AU standard  
L5-HO-A



Item name : WIFI Plug  
Item Number : L5-HO-A/C/U/E  
Size : 52mm\*93mm  
Input Voltage : 110V-240V AC  
Output Voltage : 110V-240V AC  
Max Load : 10A  
Working Frequency : 50-60Hz  
WIFI Type : 802.11b/g/n  
Material : Retardant PC  
Mechanical Life : >100000  
Working temperature : -20~60℃  
Relative Humidity : ≤80 %  
Support system : Android/ IOS system

## Similar Product



CN standard  
L5-HO-C



US Standard  
L5-HO-U



UK standard  
L5-HO-E

## Smart IR

## Parameter



Model : L5-HR

Item name : Smart IR  
Item Number : L5-HR  
Input Power : DC 5V  
Input Voltage : AC100-250V,50-60HZ  
Wireless type : 802.11b/g/n  
Wireless consumption : <0.5W  
WIFI Transmission : 38-36KHz  
Wifi Safe mode : WEP/WPA-PSK/WPA2-PSK  
Working Place : Indoor  
Working temperature : -20℃~60℃  
Working Humidity : <80%  
Support system: IOS/Android System

# WI-FI SMART SWITCH

L6 series universal switch



## Parameter

Size : US : 121mm × 75mm  
 CN/UK : 86mm × 86mm  
 Panel : tempered crystal glass  
 Rated voltage : AC 100-250V 50/60Hz  
 Rated current : 10A/3A/16A  
 Load Type : Incandescent Lamp, Energy saving Lamp,  
 Fluorescent Lamp, motor, Fan, etc.

Standard : 802.11b/g  
 WIFI Performance : Transmission Power +20dBm, 1Mbps(CCK)  
 Receiver Sensitivity -89dBm, 11Mbps(CCK)  
 WIFI safe mode : WEP、WPA/WPA2  
 (AES and TKIP-Personal)  
 Using life : 10000000time  
 Working temperature : -25°C ~ +60°C  
 Relative Humidity : ≤95%





Smart Home In Hand



—— Android ——



—— ios ——

Contact Us

Company Name : SHENZHEN LANBON HI-TECH CO.LTD  
Company Address : 2nd floor,87 building,laiwushan east, Huawang Road,Dalang,Longhua District, Shenzhen ,Guangdong Province,China.  
Company Website : [www.lanbon.cn](http://www.lanbon.cn) Fax : 0755-29407882  
TEL : 0755-29407818 Post code : 518109